

E-Book Access Instructions for Customers with Key Codes

Overview

These instructions are for customers who have purchased an e-book key code from a bookstore.

The complete process for accessing an e-book purchased from a bookstore involves the following steps:

1. Find the e-book package at the bookstore. Buy it.
2. Go to the book's Web site. Create a Human Kinetics account (one time only).
3. Enter your key code to unlock the e-book download page.
4. Install Adobe Digital Editions (one time only). This is the program you use for reading your e-book. This step includes registering with the Adobe site.
5. Download your e-book.

The second time you purchase an e-book from Human Kinetics, the process is shorter because you do not need to create an account or install the e-book reader.

The full process is shown as follows, with screen shots from a sample purchase. You may want to print this document for easy reference.

Step-by-step process

Go to the book's web site

Go to the Web site devoted to the textbook you purchased.

The address is on the key code card you purchased at the bookstore.

You can also see a complete list of textbook-specific Web sites at

[www.humankinetics.com/
online-resourcesstudy-guides](http://www.humankinetics.com/online-resourcesstudy-guides)

Click the **Sign In** link in the **Ancillary Items** box (see right).



The screenshot shows the 'Ancillary Resources' page for the textbook 'Applied Research and Evaluation Methods in Recreation'. The page features a navigation menu with 'Ancillary Items' selected, containing links for 'Sign in resources' and 'Unlink your resource'. A 'Need Help?' button is also present. The main content area includes a book cover, a welcome message, and instructions for accessing resources. A 'Register or Sign In' button is highlighted with a red box. Below the main content, there are tabs for 'Instructor Resources', 'Student Resources', and 'E-Book'. The 'Instructor Guide' section lists: 'Chapter objectives and summaries', 'Teaching tips', 'Answers to student assignments', 'Sample syllabus', and 'See a sample chapter'. The 'Test Package' section lists: 'Make your own tests and quizzes'.

If you do not have a Human Kinetics account, click the **Register Now** link (see right).

If you do have a Human Kinetics account, enter your e-mail address and password.



The screenshot shows the Human Kinetics login page. The header includes the Human Kinetics logo and tagline 'The Information Leader in Physical Activity & Health'. The main content area contains a login form with fields for 'Email Address' and 'Password'. A 'Log In' button is located to the right of the password field. Above the form, there is a message: 'Please enter your user name (your email address) and password to log in. If you do not have an account with Human Kinetics, then click the Register Now link.' A red box highlights the 'Log In' button, and an arrow points to it from the text 'click the Register Now link (see right)' in the adjacent text block.

If you need to register, create a Human Kinetics account by filling in the registration form.

Click the **Submit** button when you are finished.

This site is for registering on [human-kinetics.com](http://www.human-kinetics.com). By registering, you will be able to track the status of orders, communicate with others through our 24-hour profile, and more.

Please always register [Log In/Sign Up](#)

Before registering, you will need to create your account. You must create your account **before** the date of creating your account is **available**. Your account will be activated when you click on the "Submit" button. To do this, please check the registration box together in this site with your address and follow the instructions after the email. The email address for the email is service@human-kinetics.com. Please add the email address to your address book to ensure the activation with the email does not go into a spam folder.

Your Information

Personal Profile and Details

Personal Information Additional Information Account Information

First Name:

Last Name:

Address:

City:

State:

Country:

Postal Code:

Phone:

Mobile Phone:

Public Profile: Public Profile
 Only friends can view your profile
 Only your friends can view your profile
 Private

Agree to Terms and Conditions:

[Click here to read our Terms and Conditions](#)

Click the **Enter Key Code** option in the **Ancillary Items** box (see right).

Ancillary Resources

Human Kinetics / Applied Research and Evaluation Methods in Recreation

Ancillary Items

Home

Enter Keycode

Applied Research and Evaluation Methods in Recreation

Welcome to the ancillary Web site for Applied Research and Evaluation Methods in Recreation. Instructor resources are free to course adopters. Student resources are included with the purchase of a new text or e-book, otherwise they may be purchased separately.

To access your resources, you must first create an Account. Once registered, sign in and click the links in the left column to view your resources or enter your keycode.

Some of these files are in Microsoft Office® format. If you do not have software that allows you to open or View these files, free software is available for download at OpenOffice.org that will allow you to do so. Human Kinetics, Inc., is not affiliated with OpenOffice.org in any way.

Click here to learn more about the book.

Request an event code. Find a sales representative.

Enter the key code you purchased at the bookstore.

Click **Submit**.

Ancillary Resources

Human Kinetics / Applied Research and Evaluation Methods in Recreation / Enter Keycode

Ancillary Items

Home

Enter Keycode

Keycode Activation

Human Kinetics utilizes keycodes to unlock online materials such as online courses, ancillary materials, and certification exams.

If you have received a keycode, enter the keycode in the text box below and then click submit. Once a keycode has been used to unlock the product, you will be presented a link to view the online materials.

Keycode

Click the **E-Book** option in the **Ancillary Items** box (see right).



The screenshot shows the 'Ancillary Resources' page for 'Human Kinetics / Applied Research and Evaluation Methods in Recreation'. The 'Ancillary Items' menu on the left has 'E-Book' selected, indicated by a white arrow. A yellow banner at the top right says 'Your product(s) has been unlocked.' Below this is the 'Keycode Activation' section, which includes a text box for entering a 'Keycode' and a 'Submit' button. A 'Need Help?' link is also present.

You should see a page that lets you install the Adobe Digital Editions e-reader and download your e-book.



The screenshot shows the 'Ancillary Resources' page for 'Human Kinetics / Applied Research and Evaluation Methods in Recreation'. The 'Ancillary Items' menu on the left has 'E-Book' selected. The main content area is titled 'Applied Research and Evaluation Methods in Recreation' and 'Applied Research and Evaluation Methods in Recreation'. It features a 'Downloading and reading your eBook' section with two steps: 'Step 1: You will use Adobe Digital Editions to read your eBook...' and 'Step 2: You only need to download the eBook once...'. There are two buttons: 'Install Adobe Digital Editions Reader' and 'Download eBook'.

Install Adobe Digital Editions (ADE)

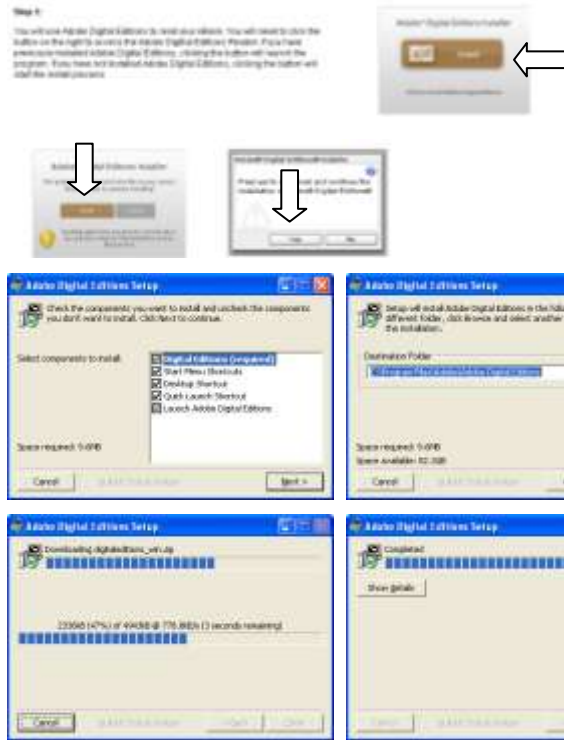
Install Adobe Digital Editions. (See right for the sequence of dialog boxes that appear.)

Accept all of the default suggestions in each dialog box.

(If you have previously installed Adobe Digital Editions, the button next to Step 1 will be labeled **Launch**.)

You need to **install Adobe Digital Editions before you download your first e-book in the ADE format**. Once you have installed Adobe Digital Editions, you can go straight to the next step, downloading your e-book.

Note to Macintosh users: The installation dialog on the Macintosh is different than the illustrations shown here, but the steps and choices are similar.



Set up Digital Editions.

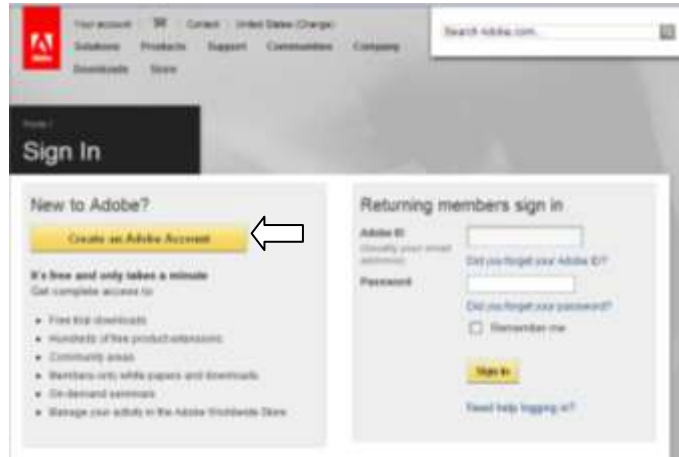


Click the **Get an Adobe ID** link to create an Adobe account.

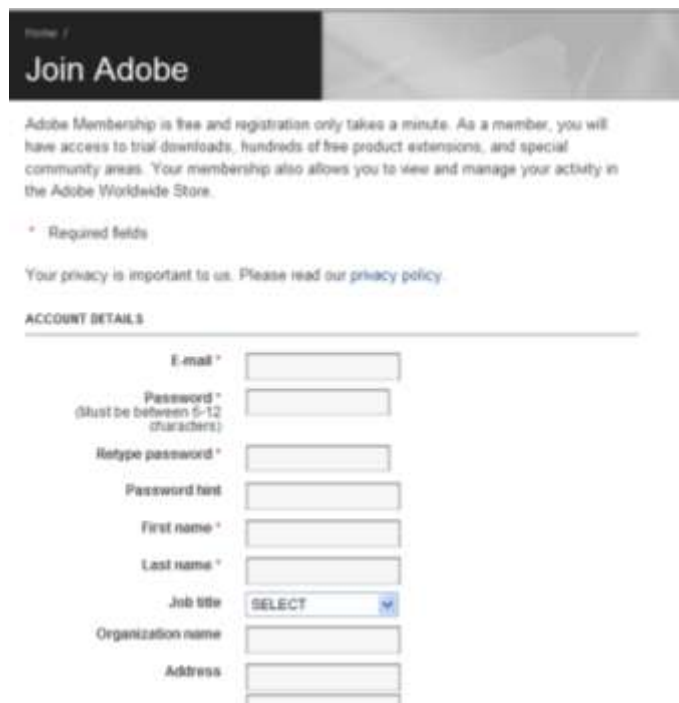
If you already have an Adobe account, you can enter your Adobe ID (e-mail) and password.



Create an Adobe account.



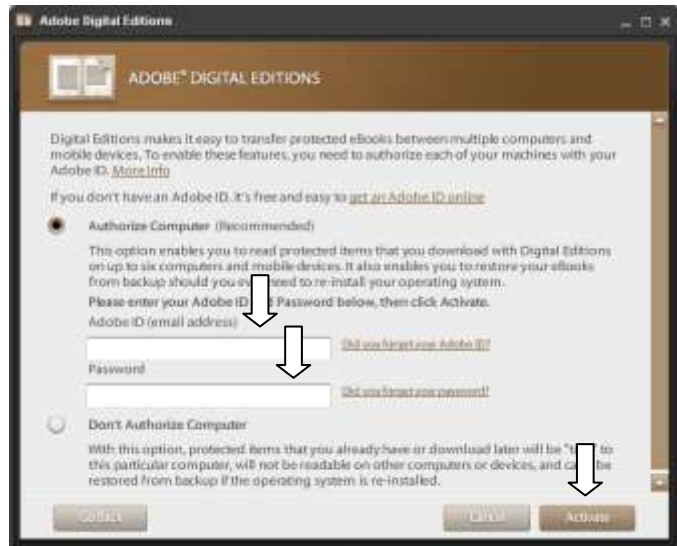
Note: Please use the same e-mail and password for this account as you used when creating your Human Kinetics account. If you do, then we can help you if you forget either one for either account.



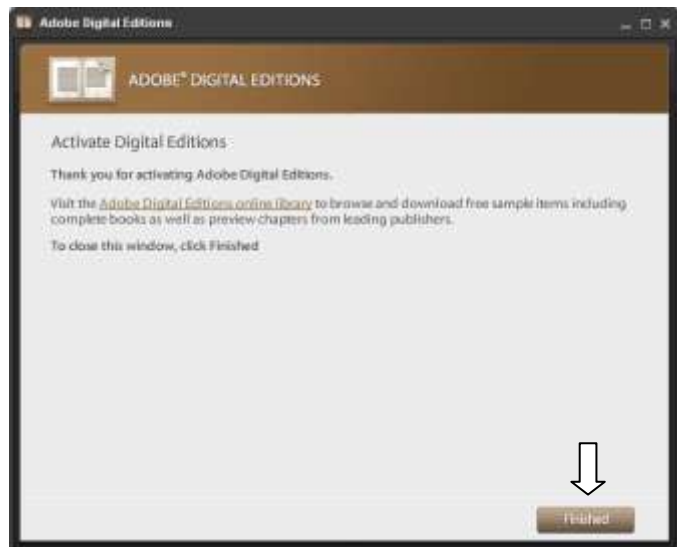
Return to the Adobe Digital Editions setup window (see right).

Use the e-mail and password you provided to authorize your computer and activate Digital Editions.

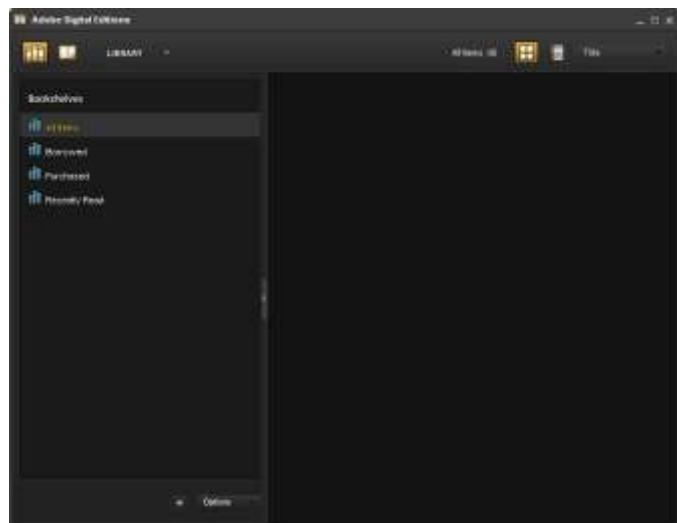
Following the recommended step (**Authorize Computer**) will save you trouble later.



Click **Finished**.



You have now installed and launched Adobe Digital Editions.



Download your e-book

(Assuming that you have launched Adobe Digital Editions . . .)

Return to the textbook's Web site.

Click the **Download eBook** button.

Choose to open with Adobe Digital Editions.

Note to Macintosh users: The download dialog on the Macintosh is different than what is shown here.



Your e-book opens within Adobe Digital Editions.



To return to your e-book later, you can launch Adobe Digital Editions from your Start Menu, under All Programs.

Its location on the Programs menu will depend on what else you have installed and when.

